

Please check the examination details below before entering your candidate information

Candidate surname

Other names

Pearson Edexcel
International
Advanced Level

Centre Number

--	--	--	--	--

Candidate Number

--	--	--	--	--

Monday 11 January 2021

Morning (Time: 1 hour 30 minutes)

Paper Reference **WMA11/01**

Mathematics

International Advanced Subsidiary/Advanced Level
Pure Mathematics P1

You must have:

Mathematical Formulae and Statistical Tables (Lilac), calculator

Total Marks

--

Candidates may use any calculator permitted by Pearson regulations. Calculators must not have the facility for symbolic algebra manipulation, differentiation and integration, or have retrievable mathematical formulae stored in them.

Instructions

- Use **black** ink or ball-point pen.
- If pencil is used for diagrams/sketches/graphs it must be dark (HB or B).
- **Fill in the boxes** at the top of this page with your name, centre number and candidate number.
- Answer **all** questions and ensure that your answers to parts of questions are clearly labelled.
- Answer the questions in the spaces provided
– *there may be more space than you need.*
- You should show sufficient working to make your methods clear. Answers without working may not gain full credit.
- Inexact answers should be given to three significant figures unless otherwise stated.

Information

- A booklet 'Mathematical Formulae and Statistical Tables' is provided.
- There are 9 questions in this question paper. The total mark for this paper is 75.
- The marks for **each** question are shown in brackets
– *use this as a guide as to how much time to spend on each question.*

Advice

- Read each question carefully before you start to answer it.
- Try to answer every question.
- Check your answers if you have time at the end.
- If you change your mind about an answer, cross it out and put your new answer and any working underneath.

Turn over ►

P66387A

©2021 Pearson Education Ltd.

1/1/1/



Pearson

2. A tree was planted.

Exactly 3 years after it was planted, the height of the tree was 2 m.

Exactly 5 years after it was planted, the height of the tree was 2.4 m.

Given that the height, H metres, of the tree, t years after it was planted, can be modelled by the equation

$$H^3 = pt^2 + q$$

where p and q are constants,

(a) find, to 3 significant figures where necessary, the value of p and the value of q . (4)

Exactly T years after the tree was planted, its height was 5 m.

(b) Find the value of T according to the model, giving your answer to one decimal place. (2)



Question 2 continued

Lined writing area for the answer to Question 2.

DO NOT WRITE IN THIS AREA

DO NOT WRITE IN THIS AREA

DO NOT WRITE IN THIS AREA



3.

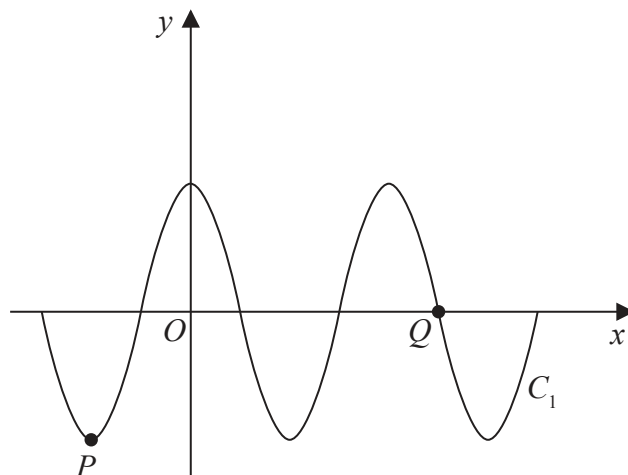


Figure 1

Figure 1 shows a sketch of part of the curve C_1 with equation $y = 4 \cos x^\circ$

The point P and the point Q lie on C_1 and are shown in Figure 1.

(a) State

(i) the coordinates of P ,

(ii) the coordinates of Q .

(3)

The curve C_2 has equation $y = 4 \cos x^\circ + k$, where k is a constant.

Curve C_2 has a minimum y value of -1

The point R is the maximum point on C_2 with the smallest positive x coordinate.

(b) State the coordinates of R .

(2)

DO NOT WRITE IN THIS AREA

DO NOT WRITE IN THIS AREA

DO NOT WRITE IN THIS AREA



4.

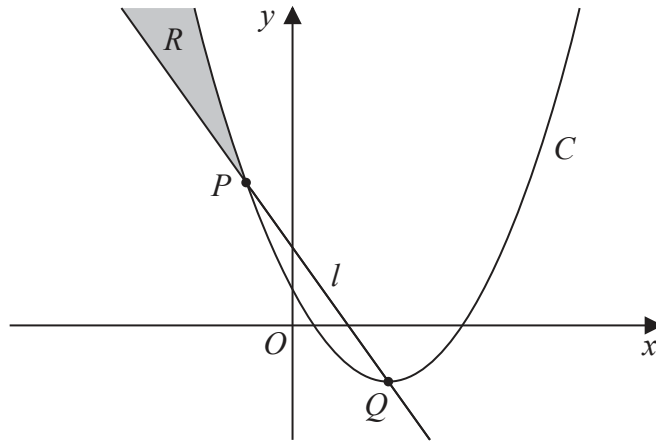


Figure 2

The points P and Q , as shown in Figure 2, have coordinates $(-2, 13)$ and $(4, -5)$ respectively.

The straight line l passes through P and Q .

- (a) Find an equation for l , writing your answer in the form $y = mx + c$, where m and c are integers to be found. **(3)**

The quadratic curve C passes through P and has a minimum point at Q .

- (b) Find an equation for C . **(3)**

The region R , shown shaded in Figure 2, lies in the second quadrant and is bounded by C and l only.

- (c) Use inequalities to define region R . **(2)**

DO NOT WRITE IN THIS AREA



Question 4 continued

DO NOT WRITE IN THIS AREA
DO NOT WRITE IN THIS AREA
DO NOT WRITE IN THIS AREA

[Lined area for writing answers]



Leave
blank

Question 4 continued

DO NOT WRITE IN THIS AREA

DO NOT WRITE IN THIS AREA

DO NOT WRITE IN THIS AREA



5.

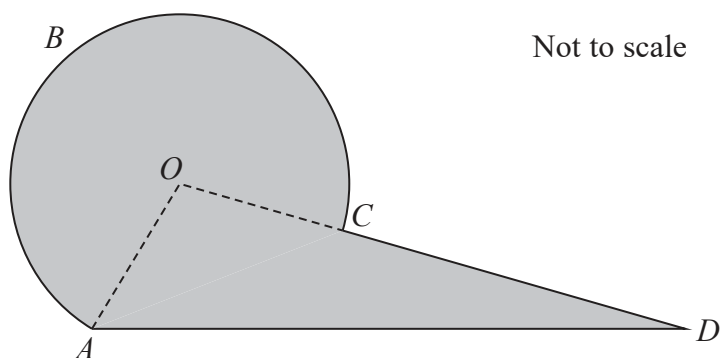


Figure 3

Figure 3 shows the plan view of a viewing platform at a tourist site.

The shape of the viewing platform consists of a sector $ABCOA$ of a circle, centre O , joined to a triangle AOD .

Given that

- $OA = OC = 6\text{ m}$
- $AD = 14\text{ m}$
- angle $ADC = 0.43$ radians
- angle AOD is an obtuse angle
- OCD is a straight line

find

(a) the size of angle AOD , in radians, to 3 decimal places, (3)

(b) the length of arc ABC , in metres, to one decimal place, (2)

(c) the total area of the viewing platform, in m^2 , to one decimal place. (4)

DO NOT WRITE IN THIS AREA



Question 5 continued

Lined writing area consisting of multiple horizontal lines for answer entry.

DO NOT WRITE IN THIS AREA

DO NOT WRITE IN THIS AREA

DO NOT WRITE IN THIS AREA



6. (a) Sketch the curve with equation

$$y = -\frac{k}{x} \quad k > 0 \quad x \neq 0 \quad (2)$$

- (b) On a separate diagram, sketch the curve with equation

$$y = -\frac{k}{x} + k \quad k > 0 \quad x \neq 0$$

stating the coordinates of the point of intersection with the x -axis and, in terms of k , the equation of the horizontal asymptote.

(3)

- (c) Find the range of possible values of k for which the curve with equation

$$y = -\frac{k}{x} + k \quad k > 0 \quad x \neq 0$$

does not touch or intersect the line with equation $y = 3x + 4$

(5)

DO NOT WRITE IN THIS AREA

DO NOT WRITE IN THIS AREA

DO NOT WRITE IN THIS AREA



Question 6 continued

Lined writing area for the question.

DO NOT WRITE IN THIS AREA

Q6

(Total 10 marks)



7. In this question you must show all stages of your working.
Solutions relying on calculator technology are not acceptable.

$$f(x) = 2x - 3\sqrt{x} - 5 \quad x > 0$$

(a) Solve the equation

$$f(x) = 9 \tag{4}$$

(b) Solve the equation

$$f''(x) = 6 \tag{5}$$

DO NOT WRITE IN THIS AREA

DO NOT WRITE IN THIS AREA

DO NOT WRITE IN THIS AREA



8.

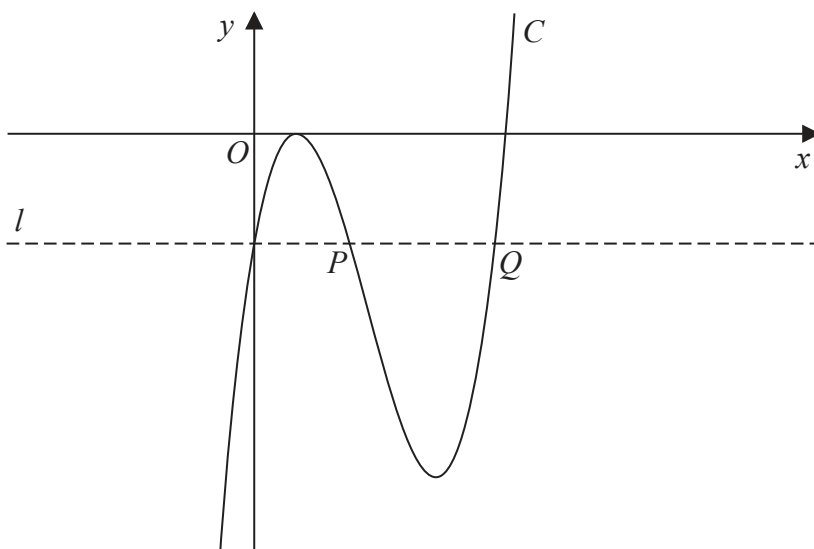


Figure 4

Figure 4 shows a sketch of part of the curve C with equation $y = f(x)$, where

$$f(x) = (3x - 2)^2 (x - 4)$$

(a) Deduce the values of x for which $f(x) > 0$ (1)

(b) Expand $f(x)$ to the form $ax^3 + bx^2 + cx + d$ where a, b, c and d are integers to be found. (3)

The line l , also shown in Figure 4, passes through the y intercept of C and is parallel to the x -axis.

The line l cuts C again at points P and Q , also shown in Figure 4.

(c) Using algebra and showing your working, find the length of line PQ . Write your answer in the form $k\sqrt{3}$, where k is a constant to be found. (5)

(Solutions relying entirely on calculator technology are not acceptable.)

DO NOT WRITE IN THIS AREA

DO NOT WRITE IN THIS AREA

DO NOT WRITE IN THIS AREA



9. (i) Find

$$\int \frac{(3x + 2)^2}{4\sqrt{x}} dx \quad x > 0$$

giving your answer in simplest form.

(5)

(ii) A curve C has equation $y = f(x)$.

Given

- $f'(x) = x^2 + ax + b$ where a and b are constants
- the y intercept of C is -8
- the point $P(3, -2)$ lies on C
- the gradient of C at P is 2

find, in simplest form, $f(x)$.

(6)

DO NOT WRITE IN THIS AREA

DO NOT WRITE IN THIS AREA

DO NOT WRITE IN THIS AREA



